



## Dual Solex 34mm Carb Kits

- Fast starts, even in cold weather!
- Shipped ready to run on 1600cc to 1800cc engines.
- Easy to tune, and you can tweek 'em for increased power!
- Perfect for VW sedans, vans and dune buggies.
- Now Available to fit single port '66 & later 13, 15 & 1600cc based engines.

*NOTE: Will not work with Dual Cannon or Tri-Mill Exhaust Systems.*

3284	Dual Solex 34mm w/Electric Chokes - Type-1 Single Port
3285	Dual Solex 34mm w/Electric Chokes - Type-1 Dual Port
3286	Dual Solex 34mm w/Electric Chokes - Type-4 & 914



## Dual Solex 34mm Replacement Parts

- A wide variety of Jets are available, including Main, Idle, and Air Correction Jets.
- These parts are made for Dual Solex Carburetors and will not fit a stock Solex carburetor.



3261	Replacement Manifolds for Dual Solex (Single Port T-1)
3262	Replacement Manifolds for Dual Solex (Dual Port T-1)
3263	Replacement Manifolds for Dual Solex (Dual Port T-4)
3292l	Replacement 12 volt Choke Element (left)
3292r	Replacement 12 volt Choke Element (right)
3293	Main Gas Jet (1.20, 1.25, 1.30, 1.35, 1.40, 1.45, 1.50 or 1.55)
3294	Idle Jet (.50, .55 or .60)

3295	Air Correction Jet (1.10, 1.15, 1.20, 1.25 or 1.30)
3296	Hi-Flow Venturi (28mm)
3297	34mm Solex Master Rebuild Kit (left and right carbs)
3421	Round Rod (Right Thread Only) 10" T-4 Solex Link Kit
3422	Round Rod (Right Thread Only) 12" T-1 Solex Link Kit
3423	Round Rod (Right Thread Only) 14" T-1/T-4 Solex Link Kit
3424	Spring Loaded Heim Joint - Right Hand Thread




## Dual Weber 34mm ICT Carb Kits

- Power, performance and economy!
- Featuring CB's superb Cross Bar throttle linkage
- Help provide an increase in bottom end torque and mid-range power while maintaining top fuel economy.
- Available to fit Single or Dual Port Type-1 applications, Type-4, 914 and Dual Port Squareback engines.

**NOTE: Will not work with Dual Cannon or Tri-Mill Exhaust Systems.**

6427	Dual Weber 34mm ICT Kit - Single Port Type-1 & 2 (to '71)
6428	Dual Weber 34mm ICT Kit - Dual Port Type-1 & 2 (to '71)
6429	Dual Weber 34mm ICT Kit - Type-4 & 914
6430	Dual Weber 34mm ICT Kit - Dual Port Type-3
6399	Weber ICT Carburetor (fits Left or Right) 34mm



## Single Low Profile Kits

The Low Profile Center Section Manifold is manufactured from 356 aluminum and features full ascent heat risers to provide cold weather carburetor heat. The low height provides "Under the Deck" installation of 40, 44, & 48mm IDF Carbs.

CB's exclusive cable pull linkage is included.



6408	Single Weber 40 IDF Low Profile Kit
6412	Single Weber 44 IDF Low Profile Kit
6440	Single Weber 48 IDF Low Profile Kit

## Single MX Low Profile Kits

Double wrap tall air fillers, vented float bowl and velocity stacks feed the air/fuel charge to the Low Profile Intake System. Choose from 40, 44, or 48mm Weber IDF's, the intake ports of the aluminum manifold are large enough to generate the flow needed to climb hills and accelerate around corners.





6441	Single Weber 40 IDF MX Low Profile Kit (6" tall foam filter)
6442	Single Weber 44 IDF MX Low Profile Kit (6" tall foam filter)
6443	Single Weber 48 IDF MX Low Profile Kit (6" tall foam filter)



Dual Weber IDF Kits

Each Kit features Original Spanish Weber carbs, Offset Manifolds, Air Filter Assemblies, and CB's USA-made Hex Cross Bar Linkage!

Application	40	44	48
Type-1 (Offset)	6409	6413	6416
Type-4 & 914 (Offset)	6410	6414	6417
356-912 Porsche (Offset)	6411	6415	--
Type-1 (Space Saver)	3270	3271	--



Dual Weber IDF MX Kits

Featuring Original Spanish Weber carbs, Offset Manifolds, 3 1/2" or 6" tall foam filters, Velocity Stacks, Float Bowl Vents and CB's USA-made Hex Cross Bar Linkage!

Application	40	44
Type-1 (3 1/2" Foam Filters)	6431	6435
Type-1 (6" Foam Filters)	6432	6436
Type-4 & 914 (3 1/2" Foam Filters)	6433	6434
Type-4 & 914 (6" Foam Filters)	6437	6438

Dual IDF Kits (Type-3)


You asked for it and now you can have 'em your way!

Instant double/double barrel performance in 40 and 44mm sizes.

They really fit under the deck! It's ready to go with CB's Super Cross Bar Linkage and Low Profile Air Filters.

6446	Dual Weber 40 IDF Kit - Type-3
6447	Dual Weber 44 IDF Kit - Type-3

FITS UNDER THE DECK!



## GEERS 51.5mm IDA Weber Carbs

1. 51.5mm Throttle Plates with Profiled throttle shafts for added CFM and velocity.
2. Third Progression Port Hole added for Smoother Circuit Transition and Driveability.
3. 44mm Main Venturis.
4. Shipped with your choice of CB's 3 3/16" or 2 5/16" Billet Velocity Stacks (Color choices of Polished, Black, Blue or Red)
5. Float Bowl Modified for more Fuel Capacity.
6. 3.0 Fuel Inlet installed for Maximum Flow.

Type-1 Engines will require our 48 IDA Linkage System, and Type-4's can use the #3131 kit.

6450 GEERS 51.5mm IDA Weber Carbs (sold in pairs) **NEW!**



## Dual 48 IDA Kits

**THE  
WINNER'S  
CHOICE!**


Largest Flow Capacity!

Big Beef IDA Manifolds are included in each 48 IDA kit.

*NOTE: No air filters are included in kit.*

6418 Dual Weber 48 IDA Kit - Type-1

6419 Dual Weber 48 IDA Kit - Type-4 & 914



## Weber IDA Carbs (48mm)

**ORIGINAL Spanish Weber IDA Carburetors,  
now Available from CB Performance!**

The 48 IDA is synonymous with improved low speed, and renowned for its transition circuitry and years of over-whelming dominance of the road-racing circuits. IDA Series carburetors have been used by many of the world's leading performance manufacturers on their factory racing cars, as well as production cars. Its design, size and performance make it ideally suited for use on Domestic V8 and V6 engines as well as any opposed six or four cylinder engines.

**Sold Individually.**

6406 Weber IDA Carburetor - 48mm

**ORIGINAL  
WEBER CARBS  
FROM SPAIN!**



## Weber IDF Carbs

The Weber IDF Series is available in 40, 44 and 48mm barrel sizes.


IDF carburetors are interchangeable with 36, 40, 45, and 48mm Dellorto DRLA carburetors. The IDF and DRLA both share the same intake manifold bolt pattern, air cleaner pattern, and in most cases linkage can be interchanged. These Weber IDF Carburetors are sold with factory jetting and for most cases will be too lean. If specific re-jetting is necessary for your application, be sure to talk to your salesperson when ordering.

6400	Weber IDF Carburetor - 40mm
6402	Weber IDF Carburetor - 44mm
6404	Weber IDF Carburetor - 48mm



## Weber ICT Carb


- Air Correction Jet: 1.60
- Emulsion Tube: F-78
- Main Jet: 1.30
- Pump Jet: .50
- Idle Jet: .52



6399	Weber ICT Carburetor (fits Left or Right) 34mm
3171	Weber ICT Spacer (1/2" thick)

## Solex Carbs

The #3345 is the same carb as the #3341, except it fits the '71-later original 34mm manifolds for the 1600 Dual Port engines.



3340	Solex Carb - 30 PIC - Manual Choke
3341	Solex Carb - Electric Choke (30mm) 1967-1970
3345	Solex Carb - 30 PICT w/Adapter to fit 34 PICT Manifolds (Electric Choke)



# DHLA Parts Locator (40, 45 & 48 Side Draft)

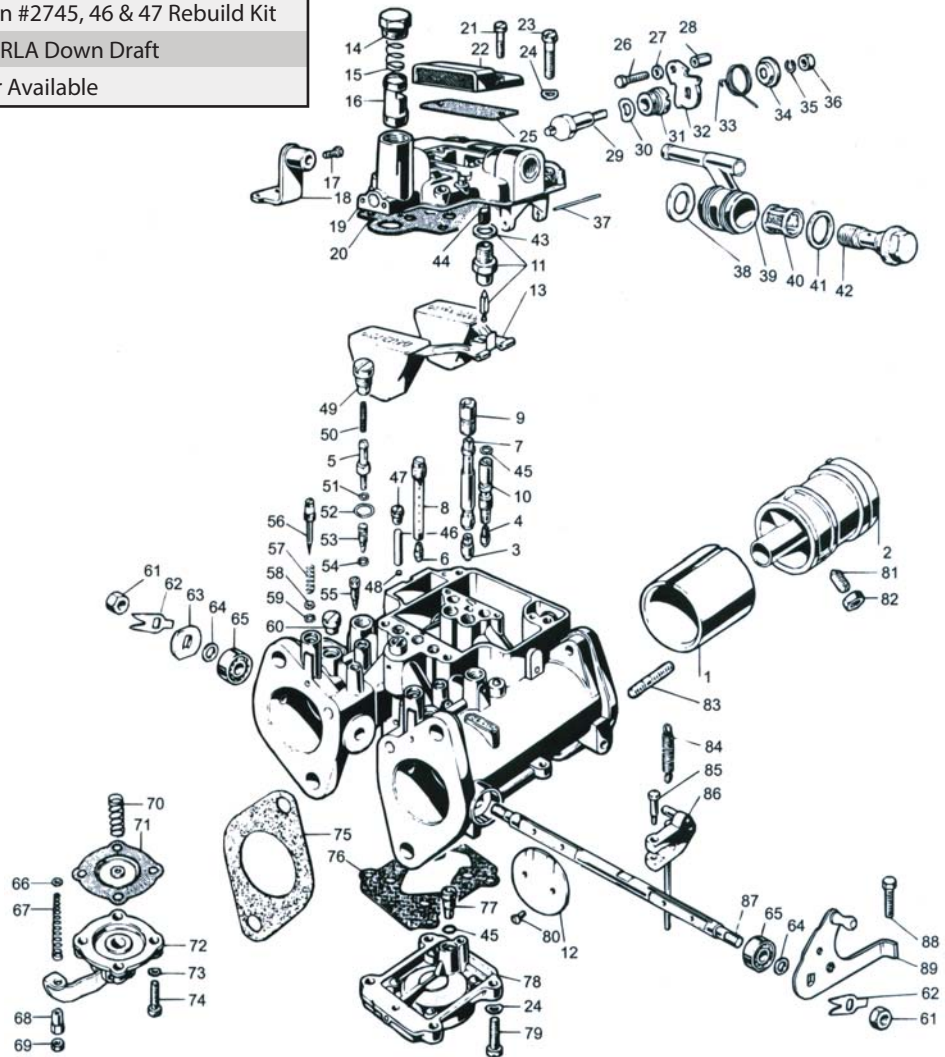
Fig.	Part #	Description
1	7430	Main Venturi
2	NLA	Auxiliary Venturi
3	7209	Main Jet
4	7210	Idle Jet
5	7211	Pump Jet
6	NLA	Starting Jet
7	7432	Main Emulsion Tube
8	NLA	Starting Emulsion Tube
9	7433	Main Air Corrector
10	NLA	Idle Air Corrector / Jet Holder
11	7405	Needle Valve
12	NLA	Throttle Valve
13	7435	Float
14	NLA	Starter Valve Seat Plug
15	NLA	Starter Valve Spring
16	NLA	Starter Valve
17	7436	Sheath Securing Screw
18	NLA	Sheath Holder
19	NLA	Bowl Cover
20	*	Bowl Cover Gasket
21	7289	Jets Cover Securing Screw
22	7437	Jets Cover
23	7219	Bowl Cover Securing Screw
24	7220	Bowl Cover Securing Screw Washer
25	*	Jets Cover Gasket
26	NLA	Cable Securing Screw
27	NLA	Flat Washer
28	NLA	Nut
29	NLA	Starter Valve Spindle
30	NLA	Washer
31	NLA	Starter Spindle Plug
32	NLA	Starter Valve Control Lever
33	NLA	Starter Lever Return Spring
34	NLA	Bushing for Starter Lever Return Spring
35	NLA	Washer
36	NLA	Nut
37	7446	Float Pin
38	7239	Union Gasket
39	7438	Fuel Inlet Pipe Union (Dual or Single)
40	7238	Fuel Filter
41	7237	Union Securing Screw Gasket
42	7236	Union Securing Screw
43	*	Needle Valve Gasket
44	NLA	Fuel Filter
45	7261	Idle Jet Holder and Intake Valve O Ring
46	7439	Delivery Valve Weight
47	7264	Delivery Valve Seat Plug
48	NLA	Delivery Valve
49	NLA	Pump Jet Plug
50	7275	Pump Fuel Filter
51	7274	Pump Jet O Ring
52	7276	Pump Jet Plug Gasket
53	7281	By-Pass Screw
54	7282	By-Pass Screw O Ring
55	NLA	Pressure Intake Plug
56	7440	Idle Mixture Adjusting Screw
57	7284	Idle Mixture Adjusting Screw Spring
58	7283	Flat Washer
59	7282	Idle Mixture Adjusting Screw O Ring
60	7299	Progression Holes Well Plug
61	7270	Throttle Spindle Nut
62	7271	Retaining Plate (used part, when available)
63	7265	Throttle Shaft Spacer
64	7272	Throttle Spindle Washer
65	7273	Spindle Bearing
66	7283	Small Pump Link Washer
67	7441	Pump Link Spring
68	NLA	Nut
69	NLA	Nut
70	7442	Pump Diaphragm Spring
71	3459	Pump Diaphragm
72	7443	Pump Cover
73	7288	Washer
74	7289	Pump Cover Securing Screw
75	*	Gasket
76	*	Pump Body Gasket
77	7260	Intake Valve
78	7444	Pump Body
79	7219	Pump Body Securing Screw
80	7340	Throttle Valve Securing Screw
81	7342	Auxiliary Venturi Securing Screw
82	7270	Auxiliary Venturi Securing Screw Nut
83	7217	Short Velocity Stack Securing Stud
84	NLA	Throttle Spindle Return Spring
85	7297	Pump Control Lever Securing Screw
86	NLA	Lever with Rod
87	NLA	Throttle Valve Spindle
88	7298	Idle Throttle Valve Adjusting Screw
89	7447	Throttle Lever

► Check Chart for Available sizes

\* Available in #2745, 46 & 47 Rebuild Kit

→ Same as DRLA Down Draft

NLA No Longer Available



## ► DHLA Carburetor Parts - Sizing Chart

NOTE: Please specify exact sizes when ordering Jets & Venturi

Idle Jets #7210	Main Jets #7209	A/C Jets #7433	Pump Jets #7211	Main Venturi #7430	Inlet Valves #7405	Emulsion Tubes #7432
.45 / .50	0.95 / 1.00 / 1.05 / 1.10 / 1.15	1.45 / 1.50	.33 / .35	45mm DHLA	1.50	#11
.52 / .55	1.20 / 1.22 / 1.25 / 1.28 / 1.30	1.55 / 1.60	.40 / .45	40mm	1.70	#12
.60 / .62	1.32 / 1.35 / 1.38 / 1.40 / 1.42	1.65 / 1.70	.50 / .55	48mm DHLA	2.00	#14
.65 / .70	1.45 / 1.48 / 1.50 / 1.52 / 1.55	1.75 / 1.85	.60 / .65	34mm	2.50	#15
.75	1.58 / 1.60 / 1.62 / 1.65 / 1.68	1.90 / 1.95	.70 / .75	41mm		
	1.70 / 1.72 / 1.75 / 1.78 / 1.80	2.05 / 2.10	.80			
	1.82 / 1.85 / 1.88 / 1.90 / 2.00	2.15 / 2.30				
	2.05 / 2.10 / 2.15 / 2.20 / 2.25					
	2.30 / 2.35 / 2.45 / 2.50					

## Factory Jetting for Dual DHLA Carburetors

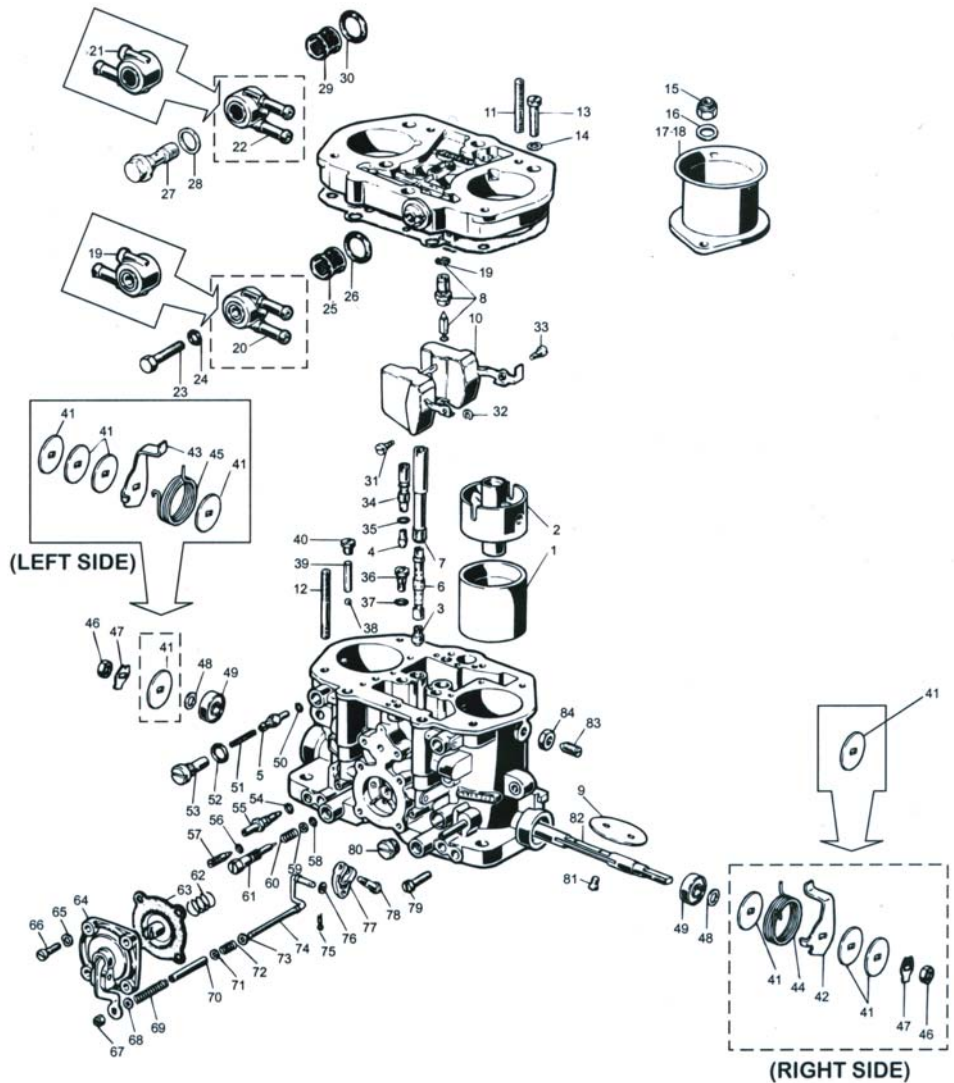
Carb Size	Idle Jet	Main Jet	A/C Jet	Pump Jet	Needle Inlet	Emulsion Tube	Main Venturi
40mm	.58	1.42	2.30	.33	1.50	#11	32mm
46mm	.58	1.60	2.30	.33	1.70	#11	40mm
48mm	.58	1.70	2.30	.33	2.25	#11	41mm

# DRLA Parts Locator

► Check Chart for Available sizes

NLA No Longer Available

Fig.	Part #	Description
1	7207	► Main Venturi
2	NLA	Auxiliary Venturi
3	7209	► Main Jet (DRLA or DHLA)
4	7210	► Idle Jet (DRLA or DHLA)
5	7211	► Pump Jet (DRLA or DHLA) S
6	7212	► Emulsion Tube - specify 1, 2, or 3
7	7213	► Air Correction Jet
8	7214	► Needle Inlet Valve
9	7215	► Throttle Valve
10	NLA	Float
11	7217	Short Velocity Stack Securing Stud
12	7218	Long Velocity Stack Securing Stud
13	7219	Bowl Cover Securing Screw
14	7220	Bowl Cover Securing Screw Washer
15	7221	Velocity Stack Securing Nut
16	7222	Velocity Stack Washer
17	7223	Velocity Stack - 36-40mm - 1 5/8" tall
18	7224	Velocity Stack - 44-48mm - 1 7/8" tall
19	NLA	Needle Inlet Valve Gasket
20	7229	Early Dual Inlet Pipe Union
21	NLA	Late Single Inlet Pipe Union
22	7231	Late Dual Inlet Pipe Union
23	7232	Early Union Securing Screw
24	7233	Early Union Securing Screw Gasket
25	7234	Early Fuel Filter
26	7235	Early Union Gasket
27	7236	Late Union Securing Screw
28	7237	Late Union Securing Screw Gasket
29	7238	Late Fuel Filter
30	7239	Late Union Gasket
31	NLA	Large Float Pin
32	NLA	Float Clip
33	NLA	Small Float Pin
34	7259	Idle Jet Holder
35	7261	Idle Jet Holder O Ring
36	7260	Intake Valve
37	7261	Intake Valve O Ring
38	NLA	Delivery Valve
39	NLA	Delivery Valve Weight
40	7264	Delivery Valve Seat Plug
41	7265	Throttle Shaft Spacer
42	NLA	Throttle Lever (right side)
43	NLA	Throttle Lever (left side)
44	7268	Throttle Return Spring (right side)
45	7269	Throttle Return Spring (left side)
46	7270	Throttle Spindle Nut
47	7271	Retaining Plate (used part, when available)
48	7272	Throttle Spindle Washer
49	7273	Spindle Bearing
50	7274	Pump Jet O Ring
51	NLA	Pump Jet Fuel Filter
52	7276	Pump Jet Plug Gasket
53	NLA	Pump Jet Plug
54	7278	Pressure Intake Union O Ring
55	NLA	Pressure Intake Union
56	7282	Bypass Screw O Ring
57	7281	Bypass Screw
58	7282	Idle Mixture Screw O Ring
59	7283	Idle Mixture Screw Washer
60	7284	Idle Mixture Screw Spring
61	7285	Idle Mixture Screw
62	7286	Pump Diaphragm Spring
63	3457	Pump Diaphragm
64	7287	Pump Cover
65	7288	Pump Cover Washer
66	7289	Pump Cover Securing Screw
67	7290	Pump Link Nut
68	7291	Large Pump Link Washer
69	NLA	Long Pump Link Spring
70	7293	Distance Tube
71	7283	Small Pump Link Washer
72	7284	Short Pump Link Spring
73	7283	Small Pump Link Washer
74	NLA	Pump Lever Link
75	7295	Pump Lever Link C-Clip
76	7283	Small Pump Link Washer
77	7296	Pump Control Lever - Billet
78	7297	Pump Lever Securing Screw
79	7298	Idle Throttle Valve Adjusting Screw
80	7299	Progression Hole Well Plug
81	7340	Throttle Valve Securing Screw
82	7341	► Throttle Valve Spindle
83	7342	Auxiliary Venturi Securing Screw
84	7270	Auxiliary Venturi Screw Securing Nut



## ► DRLA Carburetor Parts - Sizing Chart

NOTE: Please specify exact sizes when ordering Jets & Venturi

Idle Jets #7210	Main Jets #7209	A/C Jets #7213	Pump Jets #7211	Main Venturi #7207	Inlet Valves #7214	Emulsion Tubes #7212	Throttle Valves #7215	Throttle Valve Spindle #7341
.45 / .50	0.95 / 1.00 / 1.05 / 1.10 / 1.15	1.50 / 1.55	.33 / .35	36, 40, 45	1.50	#1	40mm	45-48mm
.52 / .55	1.20 / 1.22 / 1.25 / 1.28 / 1.30	1.60 / 1.65	.40 / .45	28mm / 30mm	1.70	#2	48mm	
.60 / .62	1.32 / 1.35 / 1.38 / 1.40 / 1.42	1.70 / 1.75	.50 / .55	32mm / 34mm	2.00	Turbo Emulsion Tube #3309		
.65 / .70	1.45 / 1.48 / 1.50 / 1.52 / 1.55	1.80 / 1.85	.60 / .65	45mm ONLY	2.50			
.75	1.58 / 1.60 / 1.62 / 1.65 / 1.68	1.90 / 1.95	.70 / .75	36mm / 38mm				
	1.70 / 1.72 / 1.75 / 1.78 / 1.80	2.00 / 2.05	.80	48mm ONLY				
	1.82 / 1.85 / 1.88 / 1.90 / 2.00	2.10 / 2.20		32mm / 36mm				
	2.05 / 2.10 / 2.15 / 2.20 / 2.25	2.25 / 2.30		38mm / 40mm				
	2.30 / 2.35 / 2.45 / 2.50	2.40 / 2.50						

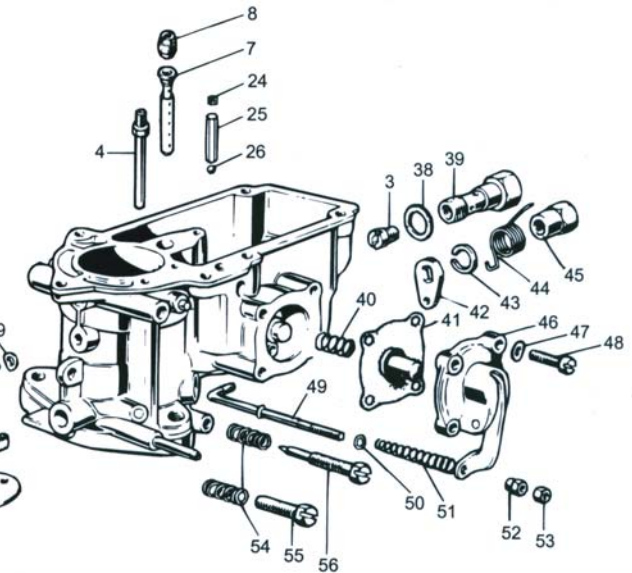
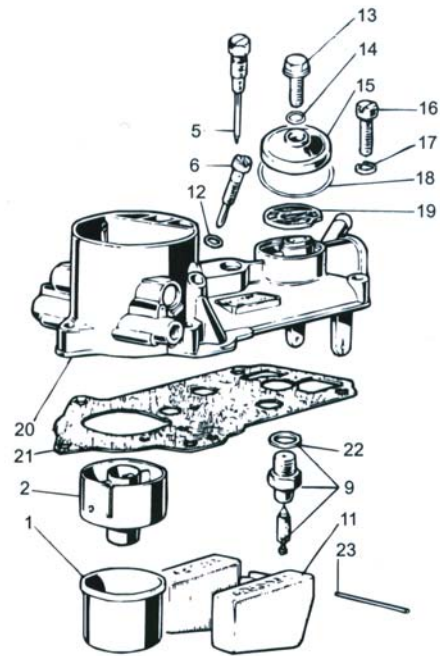
## Factory Jetting for Dual DRLA Carburetors

Carb Size	Idle Jet	Main Jet	A/C Jet	Pump Jet	Needle Inlet	Emulsion Tube	Main Venturi
36mm	.60	1.22	1.80	.50	1.50	#2	30mm
40mm	.60	1.40	1.80	.35	1.50	#2	34mm
45mm	.70	1.62	2.00	.55	1.50	#2	38mm
48mm	.70	1.80	2.00	.55	2.25	#2	40mm

## FRD Parts Locator

Fig.	Part #	Description
1	7400	► Main Venturi
2	NLA	Auxiliary Venturi
3	7401	► Main Jet
4	NLA	Power Jet
5	7402	► Idle Jet
6	7403	► Pump Jet
7	NLA	Main Emulsion Tube
8	7404	► Main Air Corrector
9	7405	► Needle Valve
10	NLA	Throttle Valve
11	NLA	Float
12	*	Pump Jet Gasket
13	7407	Filter Cover Securing Screw
14	*	Filter Cover Securing Screw Gasket
15	7408	Filter Cover
16	7219	Bowl Cover Securing Screw
17	→ 7220	Bowl Cover Securing Screw Washers
18	→ 7409	Filter Cover Gasket
19	→ 7410	Fuel Filter
20	NLA	Bowl Cover
21	*	Bowl Cover Gasket
22	*	Needle Valve Gasket
23	NLA	Float Pin
24	NLA	Delivery Valve Check Bushing
25	NLA	Delivery Valve Weight
26	NLA	Delivery Valve
27	7340	Throttle Valve Securing Screw
28	7411	Venturi and Aux. Venturi Securing Screw
29	7412	Washer
30	7270	Throttle Spindle Nut
31	7271	Retaining Plate (used part, available)
32	NLA	Throttle Lever
33	7413	Throttle Valve Stop
34	→ 7414	Bushing
35	→ 7415	Bushing Washer
36	NLA	Washer
37	NLA	Throttle Spindle
38	*	Main Jet Plug Gasket
39	7417	Main Jet Plug
40	NLA	Pump Diaphragm Spring

►	Check Chart for Available sizes
*	Available only in #2743 Rebuild Kit
→	Same as DRLA Down Draft
NLA	No Longer Available



41	*	Pump Diaphragm
42	7418	Rod Lever
43	7419	Washer
44	7420	Throttle Spindle Return Spring
45	7421	Throttle Spindle Nut
46	NLA	Pump Cover
47	7288	Pump Cover Securing Screw Washer
48	7289	Pump Cover Securing Screw
49	NLA	Pump Lever Rod
50	7283	Small Pump Link Washer
51	NLA	Pump Link Spring
52	NLA	Nut
53	NLA	Nut
54	NLA	Idle Adjusting Screw Spring
55	7425	Throttle Adjuster Screw
56	7426	Idle Mixture Adjusting Screw

### ► FRD Carburetor Parts - Sizing Chart

NOTE: Please specify exact sizes when ordering Jets & Venturi

Idle Jets #7402	Main Jets #7401	Idle Jets #7404	Pump Jets #7403	Main Venturi #7400
.40 .50	1.15 / 1.20 1.25 / 1.28 1.55	1.65 1.75	.45 .55	24mm / 25mm 27mm / 28mm 29mm

### Factory Jetting for 34mm FRD Carburetors

Carb Size	Idle Jet	Main Jet	A/C Jet	Pump Jet	Needle Inlet	Emulsion Tube	Main Venturi
34mm	.45	1.28	1.70	.50	1.50	#3	27mm



## Jet Doctor Kits

#7348 - The problem of plugged idle jets is easy to cure with CB's Dellorto Jet Doctor Kit. Installation is easy and usually requires less than one hour. The Dellorto Jet Doctor Kit includes the stuff you need to open "em up" and keep 'em flowing.

#7557 - Plugged Idle Jets can result from dirt, and other debris getting into the carburetor, and pooling up in the top of the carburetor cover. The Weber Jet Doctor blocks the holes that allow this debris into the carburetor, and provides a 'snorkel' to breathe fresh air from about an inch and half above the top of the carburetor cover.

7348	Jet Doctor Kit - fits 36, 40, 45, & 48mm - DRLA Carbs (one carb)
7557	Jet Doctor Kit - Weber IDF (one carb)



**MADE IN THE  
USA!**

## Carburetor Rebuild Kits

#3280 - Complete Rebuild / Overhaul Kit for Solex 28 thru 34 PICT-3.

Includes floats, springs and inline fuel filter.



3280	Solex Multi Carb Rebuild Kit
3281	Kadron Multi Carb Rebuild Kit
3282	Kadron New Replacement Parts Kit
3297	Dual 34mm Solex Master Rebuild Kit (Left & Right)
HO-2K	Holley Bug Spray
SO-17K	Beetle, Bus, T-2, 40hp ('60-63) Solex 28 PICT
SO-28K	Fastback & Squareback, Dual Carb ('63-68) Solex 32 PDSIT
SO-31K	Beetle, Type-2, 1300 ('63-68) Solex 28 PICT-1, 30 PICT-1
SO-32K	1500 (8/'67 on), 1600 T-2 Bus - 1967-68 - Solex 30 PICT-2
SO-34K	1600 Beetle, 1600 Transporter ('71-73) Solex 30 PICT-3
SO-37K	Super Beetle ('71) Solex 34 PICT-4
SO-39K	Type-2, Std. Trans. L or R, 1700 ('72-74) Solex 34 PDSIT-2, -3
ZE-4K	Porsche 356-C 1600 ('63-69) Zenith NDIX 32

## STE Carb Flow Meters

The BK Model is suitable for all intake diameter with approximately 2 1/2" (56 to 65mm Diameter) without adapter.

The SK Model is ideal for all ram pipes and intake bores of 1 5/8" to 2 1/8" (40 to 50mm Diameter).



6534	STE Flow Meter (BK model)
6537	STE Flow Meter (SK model)
6538	STE Flow Meter Adapter (for BK fits boresizes 1 5/8 - 2")

## Jet Reamer Set & Plug Gauges

Tapered Jet Reamers cut a clean tapered jet hole and allow you to work to closer tolerances than old style twist drill kits.

Jet Plug Gauges are used to check jet sizes before and after reaming. Two sizes of gauges are available.

**MADE IN GERMANY.**



3257	Carburetor Jet Reamer Set
3258	Jet Plug Gauges (.45mm - 1.50mm Range)
3259	Jet Plug Gauges (1.5mm - 3.00mm Range)

## Weber IDF Venturi

Available to fit 40 IDF Carbs, in 32 or 34mm, and 44 IDF Carbs in 32, 34, 36 & 38mm sizes.

*All are Billet Venturi, with the exception of the 6356-36, which is a Weber Factory Venturi)*



**MADE IN THE USA!**

Application	32mm	34mm	36mm	38mm
Weber 40 IDF	6395-32	6395-34	--	--
Weber 44 IDF	6356-32	6356-34	6356-36	6356-38

## IDF Mixture Screw Repair Kit

NOTE: The #6381 kit was designed to fit original Italian IDF carbs. It is not recommended for IDF carbs manufactured elsewhere.



6381	Weber IDF Mixture Screw Repair Kit
6380	Weber IDF Mixture Screw (each)
6383	Weber IDF Mixture Screw Retainer Spring

## Accelerator Pump Diaphragms



6365	Accelerator Pump Diaphragm - Weber 40, 44, & 48 IDF early model carbs w/roller on accelerator pump arm
6366	Accelerator Pump Diaphragm - Weber 40, 44, & 48 IDF late model carbs w/spring loaded accelerator pump shaft

## IDF Inlet Valves

Manufactured to exact OEM Specs to provide precise fuel control.



6368	Weber IDF Inlet Valve #175
6369	Weber IDF Inlet Valve #200
6370	Weber IDF Inlet Valve #250

## IDF Billet Velocity Stacks

Fits IDF carbs and CB Throttle Bodies. Does not work with normal air filters, but does work with stack filters.

*NOTE: Due to the increased air flow, some engines will require re-jetting of the carbs.*



**MADE IN THE USA!**

6375	Polished IDF Billet Velocity Stacks - 3 1/2" (each)
6379	IDF Billet Velocity Stacks - 3 1/2" (each)

## Velocity Stack Filters

Will eliminate any foreign debris from entering your performance engine.

Perfect for street or strip, when running open stacks.



**MADE IN THE USA!**

6372	Velocity Stack Filters - fits IDA Billet (one pair)
6373	Velocity Stack Filters - fits IDF Billet (one pair)



## Weber IDF Replacement Parts

Here are some replacement parts for your Weber IDF Carbs. The #6390 prevents fuel from sloshing out of the default Float Bowl Vent.



6358	Weber IDF Internal Filter
6359	Weber Idle Jet Holder
6390	Weber IDF Return Spring
6393	Float Bowl Vent - Weber IDF

## Weber IDF Zero Bypass Valve

The Weber IDF Zero Bypass Valve is the key to eliminating off-idle stumble and flat spots during acceleration.

It basically forces the fuel in the accelerator pump circuit out of the pump jet when you hit the throttle, instead of dumping it back into the float bowl.



**THE SECRET IS OUT!**

6367	Weber Zero Bypass Valve
------	-------------------------

## Weber IDF Update Kit

You'll get increased torque, acceleration, and more top end with this all new energy package. The Weber IDF Update Kit features horizontal spray bars that replace standard bulls eye secondary venturi to produce improved atomization through the power band. Longer taper flow main venturi to improve airflow and special calibration are also included. Each Weber IDF Update Kit also includes a complete gasket and O-ring kit. Each kit is designed to convert two carburetors to fast track horizontal spray bar discharge. This is a straightforward parts replacement installation. Machining, drilling, or altering of the carbs is not required.

6456	Weber IDF Update Kit - fits 40mm IDF (2 carbs)
6457	Weber IDF Update Kit - fits 44mm IDF (2 carbs)




**POWER UP YOUR WEBER'S WITH  
CB'S WEBER IDF UPDATE KIT!**

## Weber IDF Float Bowl & Gasket Seal Kit

A gasket & seal kit for your Weber 40 or 44 IDF Carbs.

Fits One Carburetor.



6350	Weber 40 IDF Float Bowl Gasket & Seal Kit (one carb)
6351	Weber 48 IDF Float Bowl Gasket & Seal Kit (one carb)

## Weber IDF Universal Rebuild Kit

Complete Rebuild / Overhaul Kit for Weber 40-44-48 IDF Carbs .

Includes a new float, air-fuel mixture screws & springs. Services one carb, not a pair. This is a well thought out, quality 39 piece kit.



**FINALLY,  
A COMPLETE  
REBUILD KIT!**

3279	Weber IDF Universal Rebuild Kit (fits 40,44 & 48)
------	---

## Emulsion Tubes

For use on Weber IDF, IDA, and DCOE Carbs.

Turbo Emulsion Tubes help enrichen the fuel flow during periods of high boost and yet provide a lean enough mixture to obtain reasonable economy at normal highway speeds.



6352	Weber Emulsion Tube F-7 (each)
6353	Weber Emulsion Tube F-2 (each)
6354	Weber Emulsion Tube F-11 (each)
3309	Turbo Emulsion Tube - fits Dellorto DRLA (each)
3314	Turbo Emulsion Tube - fits Weber IDF (each)

## Weber Jets

**MADE IN THE  
USA!**



#6357 Weber IDA Idle Jets	#6394 Weber IDF Idle Jets	#6389 Weber A/C Jets (IDF, IDA or DCOE)	#6398 Weber Main Jets (IDF, IDA or DCOE)
50 F10	.40 / .45	1.60 / 1.65 / 1.70	1.15 / 1.20 / 1.25 / 1.30
65 F10	.50 / .55	1.75 / 1.80 / 1.85	1.35 / 1.40 / 1.45 / 1.50
70 F10	.60 / .65	1.90 / 1.95 / 2.00	1.55 / 1.60 / 1.65 / 1.70
75 F10	.70 / .75	2.10 / 2.20	1.75 / 1.80 / 1.85 / 1.90
80 F10			2.00 / 2.05 / 2.10

## Weber Carb Rebuild Kits



**NOTE: Floats not included in these rebuild kits.**

6361	Weber Carb Rebuild Kit - DCNF (40, 42, & 44)
6362	Weber Carb Rebuild Kit - IDF (40, 44, & 48)
6363	Weber Carb Rebuild Kit - 48 IDA
6364	Weber Carb Rebuild Kit - DCOE (40, 45, & 48)

## Weber A/N Hose Adapter

**MADE IN THE  
USA!**

Now you can easily run A/N fittings and stainless steel hoses directly to your Weber IDA or IDF carbs!

This is the best way to adapt -6 A/N fittings to any Weber IDA or IDF setup.




**NOTE: Works only on Weber Carbs w/threaded fuel inlet.**

3804	Weber IDA A/N Hose Adapter (-6)
3809	Weber IDF A/N Hose Adapter (-6)

## Weber Rebuild Kits

Rebuild Kits, to rebuild one carb only.



WE-25K	Weber Rebuild Kit - DGV5A 32/36
WE-28K	Weber Rebuild Kit - ICT 34
WE-30K	Weber Rebuild Kit - 32/36 DFAV
WE-31K	Weber Rebuild Kit - 32/36 DFTA
WE-32K	Weber Rebuild Kit - DGAV



## Weber IDA Replacement Parts

Here are some replacement parts for your Weber IDA Carbs.



6384	Original Velocity Stack - Weber 48mm IDA (each)
6385	37mm Venturi - Weber IDA
6391	2.00 Needle and Seat - Weber IDA
6392	48mm Throttle Plate - Weber IDA

## 3.3 Glass Ball Needle Valve for Weber IDA

**MADE IN THE USA!**



Glass Ball type needle and seats for the Weber 48 IDA and GEERS' Terminator carburetors. These also fit Berg 58 carbs. These are a true 3.3mm and are the highest flowing needle and seats on the market today. A must for high horsepower drag-racing applications. **Sold Each.**

**MANUFACTURED BY GEERS ENGINEERING.**

7349 Weber IDA - 3.3 Glass Ball Needle Valve **NEW!**

## 48 or 51.5 IDA Venturi's

Sold in sets of four.



Size	40	41	42	43	44	45	46	48
48 IDA	5315	5316	5317	5318	5319	5320	--	--
51.5 IDA	--	--	--	--	5321	--	5322	5323

## True Position IDA Linkage Arms

Investment cast stainless steel construction allows for precise throttle linkage adjustment that will stay in sync under the most extreme conditions.




**LINKAGE FLEX IS A THING OF THE PAST!**

6460 True Position Stainless Steel IDA Linkage Arms

## IDA Billet Velocity Stacks

Bolt on an instant increase in air flow and top end power with these velocity stacks.



Size	Polished	Black	Blue	Red
2 5/16"	6376	6422	6423	6424
3 3/16"	6377	6386	6387	6388

## Velocity Stack Covers

**MADE IN THE USA!**

#6378 fits CB's IDA Billet Velocity Stacks



6378 fits CB Billet IDA Velocity Stacks (pair)

## Polished Aluminum IDA Short Velocity Stacks



Now you can fit your Dual IDA's under the deck when using our tall Big Beef manifolds. A perfect fit and beautiful finish to top off your IDA series carbs. Polished Aluminum inside and out, and Made in the USA from 6061 bar stock. These stacks have the added feature of an auxiliary venturi securing ring, this is a must if your carburetors do not have the auxiliary venturi securing screw. You must shorten your auxiliary venturis, or purchase our pre-cut Shortened Auxiliary Venturis (#6421).

Fits under the deck lid of most Type-1 VW's.

*\*Wider engines and early small engine compartments may not clear\*.*

6420 Polished Aluminum IDA Short Velocity Stacks (sold in pairs) **NEW!**



## Shortened Auxiliary Venturi

We start with standard height Auxiliary Venturis, and cut them down to work with our Polished Aluminum IDA Short Velocity Stacks (you could also "cut your own" to work with these stacks).



**SOLD IN PAIRS.**

6421 Shortened Auxiliary Venturi - Weber IDA (one carb) **NEW!**

## Stainless Steel IDA Velocity Stack Securing Screws



Set of four Stainless Steel Button-head hex socket screws, for use with #6420 CB Performance Billet IDA Velocity Stacks.

**SOLD IN SETS OF FOUR.**

7216 Stainless Steel IDA Vel. Stack Securing Screws (4) **NEW!**

## Stock Velocity Stacks

Die cast Standard Height Velocity Stacks help eliminate mid-range flat spots, improve throttle response and increase top-end power.



6355



7223



7224

A complete selection is available to fit Weber IDF and Dellorto DRLA and DHLA carburetors.

6355 Velocity Stacks - O.E. Weber 44 IDF (2 1/4" tall)

7223 Std. Height Vel. Stack - 36-40 IDF & DRLA (1 5/8" tall)

7224 Std. Height Vel. Stack - 44, 45 & 48 IDF & DRLA (1 7/8" tall)

## Super Tall Velocity Stacks



3298



3299

3298 Super Tall 6" Velocity Stack - IDF & DRLA - polished (each)

3299 Super Tall 6" Velocity Stack - IDF & DRLA (each)



## Dellorto DRLA Update Kit

New horizontal discharge tubes, extended idle stacks, new main gas and air jets, venturis and complete gasket/o-ring kit.

The result is more power at lower RPM and extended performance at high speed.

7345	DRLA Update Kit - fits Dual 40mm carbs (2 kits)
7346	DRLA Update Kit - fits Dual 45mm carbs (2 kits)
7347	DRLA Update Kit - fits Single 40mm carbs (1 kit)



## DRLA Gasket Kits



2708	Gasket Kit - DRLA - 36-40mm
2710	Gasket Kit - DRLA - 45mm
2711	Gasket Kit - DRLA - 48mm

## Dellorto Master Rebuild Kit

NOTE: Floats not included in these rebuild kits.



Type	36-40mm	45mm	48mm
DRLA	2740	2741	2742
DHLA Sidedraft	2745	2746	2747
2743	Dellorto Master Rebuild Kit - 34mm FRD		
3037	Dellorto Turbo Rebuild Gasket Kit - 45mm		

## Dellorto Carb Accessories



3457	DRLA Accelerator Pump Diaphragm
3459	DHLA Accelerator Pump Diaphragm
7209	Dellorto Main Jet for DRLA & DHLA Carbs (.95, 1.00, 1.05, 1.10, 1.15, 1.20, 1.22, 1.25, 1.28, 1.30, 1.32, 1.35, 1.38, 1.40, 1.42, 1.45, 1.48, 1.50, 1.52, 1.55, 1.58, 1.60, 1.62, 1.65, 1.68, 1.70, 1.72, 1.75, 1.78, 1.80, 1.82, 1.85, 1.88, 1.90, 2.00, 2.05, 2.10, 2.15, 2.20, 2.25, 2.30, 2.35, 2.40, 2.45 or 2.50)

7210	Dellorto Idle Jet for DRLA and DHLA Carbs (.45, .50, .52, .55, .60, .62, .65, .70, or .75)
7211	Dellorto Pump Jet for DRLA and DHLA Carbs (.33, .35, .40, .45, .50, .55, .60, .65, .70, .75, or .80)
7213	Dellorto Air Correction Jet for DRLA Carbs (1.50, 1.55, 1.60, 1.65, 1.70, 1.75, 1.80, 1.85, 1.90, 1.95, 2.00, 2.05, 2.10, 2.20, 2.25, 2.30, 2.40, or 2.50)

## Air Filter Assemblies (IDF & DRLA)

Height	Application	Left	Single	Right
1 1/2"	IDF & DRLA (Dual)	3370	--	3369
1 1/2"	Universal/912 & 356, IDF & DRLA	--	3260	--
2 1/2"	IDF & DRLA (Single)	--	3310	--
2 1/2"	Universal/912 & 356, IDF & DRLA	--	3316	--
3 1/4"	ICT - Type-1 & Type-2 (Dual)	3377	--	3276
3 1/4"	IDF & DRLA (Dual)	3368	--	3367
3 1/4"	IDF & DRLA (Single)	--	3311	--
3 1/4"	Universal/912 & 356, IDF & DRLA	--	3312	--



## Side Draft Air Filter Assembly



3377	3 1/4" Air Filter Assembly (side draft) DHLA & DCOE
3378	2 1/2" Air Filter Assembly (side draft) DHLA & DCOE
3379	1 1/2" Air Filter Assembly (side draft) DHLA & DCOE

## 6" Air Filter Assembly



3313	6" Air Filter Assembly (Universal / 912 & 356) IDF & DRLA
3365	6" Air Filter Assembly - IDF & DRLA (right)
3366	6" Air Filter Assembly - IDF & DRLA (left)

## Replacement Air Filters



3305	1 1/2" tall Air Filter
3304	2 1/2" tall Air Filter
3301	3 1/4" tall Air Filter
3274	6" tall Air Filter

## Super 9" Air Filter



3273	SUPER 9" Air Filter Element
3307	SUPER 9" Air Filter Assembly (Universal / 912 & 356) IDF & DRLA
3317	SUPER 9" Stud Kit (2 - 9" studs, wing nuts, rubber washers & lock nuts)

## Foam Air Filters



- |      |   |
|------|---|
| 3228 | Air Filters - UNI Filter - Large        |
| 3229 | Air Filter (UNI Filter) 6" OD x 3" Tall |
| 3318 | Air Filters - UNI 2-Stage Foam - 3 1/4" |
| 3319 | Air Filters - UNI 2-Stage Foam - 6"     |
| 3329 | UNI 2-Stage Foam Air Filter - 4 3/4"    |

## UNI Filter Wraps



This UNI Filter Wrap is used in conjunction with your existing air filters. It helps to knock larger dust particles away from your air filters, providing an extra layer of dirt and dust prevention for off-road applications. **Fits 4 1/2" x 7" Air Filters.**

- |      |                                      |
|------|--------------------------------------|
| 3290 | UNI Filter Wrap - 3 1/2" Tall (each) |
| 3291 | UNI Filter Wrap - 6" Tall (each)     |

## Filter Service Oil

#3359 - An aerosol filter oil for use with foam filters.

#3361 - Specially formulated to work in combination with the cotton fabric in air filter elements.



- |      |                              |
|------|------------------------------|
| 3359 | UNI Foam Filter Service Oil  |
| 3361 | Air Filter Oil (blue)        |
| 3362 | Precision Cleaning & Oil Kit |

## Stock Air Filters

Slips right on to stock carburetors to provide increased air flow and improved mileage. Replaces stock oil bath air filters to reduce weight and "clean-up" your engine. For use on all single barrel VW carburetors. Fitted with engine case breather tube. 1/2" vent.



- |      |   |
|------|---|
| 3225 | UNI Air Filter - Stock Carb (fits 2" neck)  |
| 3226 | Air Filter - Sedan and Buggy (fits 2" neck) |

## CB Sand System

Full size 10" covered air filters are equipped with double elements to give you triple protection from harmful sand. Dirt particles are knocked down by the round aluminum shield, medium sized dust particles are trapped in the outer open cell air filter, and final stage 3 filtering is accomplished in the inner micro cell filter.

For use on open bodied dune buggies and desert machines with Weber IDF or Dellorto DRLA Carbs using CB Cross Bar Linkage.



- |      |   |
|------|---|
| 3210 | Covered Air Filter for CB Sand System (2" Neck)     |
| 3211 | Covered Air Filter for CB Sand System (2 1/2" Neck) |
| 3387 | Complete CB Sand System                             |
| 3388 | Sand System Air Box                                 |
| 3389 | CB Sand System Mounting Hardware                    |
| 7225 | 36, 40mm - Special 1" Velocity Stack                |
| 7226 | 44, 45, 48mm - Special 1" Velocity Stack            |



## Outerwears - the Pre-Filters for DRLA & IDF Air Filter 3 1/4"

They slip right over Dellorto and Weber air filters to knock down much of the dust, dirt and sand before it reaches your air filter.

*Sold Individually.*

Size	Blue	Orange	Black	Red	Yellow	Purple
3 1/4"	3576	3577	3578	3579	3580	3565
6"	3581	3582	3583	3584	3585	3566
9"	3586	3587	3588	3589	3596	3567



## Outerwears for Large Filstar

(6 1/2" x 11 1/2" x 4 3/4")



3103	Black Outerwear - Large Filstar Air Filter
3104	Blue Outerwear - Large Filstar Air Filter
3105	Red Outerwear - Large Filstar Air Filter

## Outerwears for 6" Turbo

Run cleaner and extend the life of your off road air filters with easy to use Outerwears.



3702	Red Outerwear (6" Turbo) Straight
3703	Blue Outerwear (6" Turbo) Straight
3704	Black Outerwear (6" Turbo) Straight

## Outerwears for Solex Air Filters

They slip right over Solex air filters to knock down much of the dust, dirt and sand before it reaches your air filter.



3560	Black Outerwear - Solex Air Filter
3561	Blue Outerwear - Solex Air Filter
3562	Red Outerwear - Solex Air Filter

## Scrub Bags

Install them before washing off your engine to keep soap, sand, or anything else from getting into your carburetors. Manufactured from water-proof fabric and available to fit our 4 1/2" x 7" x 4", 6", & 9" tall air filters.



Size	Black	Red	Blue
4" Scrub Bags	3770	3771	3772
6" Scrub Bags	3773	3774	3775
9" Scrub Bags	3776	3777	3778

## Aluminum Air Filter Bases



3075	Aluminum Air Filter Base (Type-1 & Type-2) ICT (right)
3076	Aluminum Air Filter Base (Type-1 & Type-2) ICT (left)
3077	Aluminum Air Filter Base (Type-3 & Type-4) ICT (right)
3078	Aluminum Air Filter Base (Type-3 & Type-4) ICT (left)
3266	Aluminum Base Plates - Space Saver Bases (pair)
3336	Aluminum Air Filter Base - Single IDF & DRLA (each)
3337	Aluminum Air Filter Base (Universal) without Linkage Arms - IDF & DRLA (each)



3411	Aluminum Air Filter Base (Type-3 & Type-4) FRD (right)
3412	Aluminum Air Filter Base (Type-3 & Type-4) FRD (left)
3413	Aluminum Air Filter Base - IDF & DRLA (right)
3414	Aluminum Air Filter Base - IDF & DRLA (left)
6481	Aluminum Air Filter Base (for Straight Manifolds) IDF & DRLA (right)
6482	Aluminum Air Filter Base (for Straight Manifolds) IDF & DRLA (left)

## Aluminum Air Filter Tops



Air Cleaner Tops  
to fit Weber or  
Dellorto  
Carburetors.

Sold Individually.



3300	Aluminum Air Filter Top - IDF & DRLA (each)
3303	Aluminum Air Filter Top - FRD & ICT (each)

## Air Filter Stud Kit

Shipped with 2 studs, rubber  
sealing washers, lock washers  
and wing nuts required to  
mount one Dellorto or  
Weber down draft air cleaner.



3380	Air Filter Stud Kit - DRLA & IDF - 6"
3381	Air Filter Stud Kit - DRLA & IDF - 3 1/4"
3382	Air Filter Stud Kit - DRLA & IDF - 2 1/2"
3383	Air Filter Stud Kit - DRLA & IDF - 1 1/2"
3384	Air Filter Stud Kit - FRD & ICT - 3 1/4"
3385	Air Filter Stud Kit - FRD & ICT - 1 1/8"

## High Performance Rotary Inline Fuel Pump

This fuel pump is self priming and will deliver smooth, consistent fuel pressure you can only get from a rotary designed fuel pump.

The range of pressure is 2 - 3.5 PSI and is based off of line size - a smaller line will receive a higher pressure. This great little fuel pump has a flow rate of 26.5GPH/ 100LPH at 12 volts with a 2 amp draw. The perfect choice for a set of dual Dellorto or Weber carburetors. Complete kit includes: 1x Fuel Pump, 1x Metal Filter, 2x Bolts, 2x Nuts, 2x Lockwashers, 4x Hose Clamps. **Manufactured by DERALE Performance.**



3195 High Performance Rotary Inline Fuel Pump

## Rotary Fuel Pump


It's a rotary so it runs quiet and smooth without fuel surge.



3193 Rotary Fuel Pump - 3 1/2 lbs. - 12 volts

## Fuel Pumps & Fuel Pump Push Rods

A leaky fuel pump can be very dangerous. Don't gamble - replace your worn fuel pump today.



- |      |  |
|------|--|
| 3197 | Fuel Pump ('61-73)                     |
| 3199 | Fuel Pump ('74-later alternator model) |
| 3175 | Fuel Pump Push Rod ('61-73)            |
| 3198 | Fuel Pump Push Rod (100mm late)        |

## CB Billet Fuel Pump Block Off

Precision machined from a billet of 6061, then anodized in Black, Blue or Red, finished off with CNC engraving and stainless hardware. A must have when running an electric fuel pump.



- |      |                                     |
|------|-------------------------------------|
| 5327 | Black CB Billet Fuel Pump Block Off |
| 5328 | Blue CB Billet Fuel Pump Block Off  |
| 5329 | Red CB Billet Fuel Pump Block Off   |
| 5330 | Clear CB Billet Fuel Pump Block Off |



## Fuel Pump Block Off Plate

Used to block hole left with removal of stock VW fuel pump. Adds a racing look to your engine.



Manufactured from an aluminum casting and features a custom deep finned look. Fits all 40hp, 13, 15 and 1600cc VW engines.

- |      |                           |
|------|---------------------------|
| 3179 | Fuel Pump Block Off Plate |
|------|---------------------------|



## Fuel Pressure Regulator w/See Through Filter Housing

### Features:

- Pressure Range: 1.5 psi to 5 psi
- Compatible with E85
- Improved Engine Performance
- Improved Mileage
- Smooth Idle
- Adjustable Pressure
- Wide Surface Stainless Filter Element



3185 Fuel Pressure Regulator with See Through Filter Housing

## High Pressure Fuel Pump

Can be used with Turbo-Carbureted or Fuel Injected Naturally-Aspirated engines that require a high pressure fuel pump.



7316 Airtex High Pressure Fuel Pump

## Fuel Pressure Regulators

Constant Rate Fuel Pressure Regulators are boost sensitive and recirculate fuel to the gas tank while supplying the required amount of fuel and pressure to the turbo carburetors.

Two models are available, for use with Single or Dual blow-through carburetors and boost pressures up to and exceeding 20 psi.



7246 Fuel Pressure Regulators (Turbo) Dual Carb Model

7247 Fuel Pressure Regulators (Turbo) Single Carb Model

## Fuel Pressure Regulator (Petrol King) Single Outlet

Preset to provide 3 1/2lbs. of constant fuel pressure with electric or mechanical fuel pumps. Used for normal mechanical or electric pump installations and has one inlet and one outlet for installations between the fuel pump and the carburetor. Uses 1/4" hose x 1/8" - 27 NPT Brass Fittings (sold separately).

**MANUFACTURED IN ITALY.**



3178 Fuel Pressure Regulator - Petrol King - Single Outlet

## Fuel Shut Off Valve

Fuel Shut Off Valves have 1/4 inch male and female inch tapered pipe threads to fit most gas tanks.



6542 Fuel Shut Off Valve

6545 Fuel Shut Off Valve

## Brass Fuel Outlets

Perfect for most off-road after-market fuel tanks that have a 1/4" pipe female fuel outlet.



6543 Brass Straight Fuel Outlet

6544 Brass Elbow Fuel Outlet

## Replacement Gas Tanks

Replace your rusted-out gas tank with a brand new OEM quality replacement tank.

**MADE IN BRAZIL.**



7101

7100	Gas Tank - fits 1962-'67 Sedan
7101	Gas Tank - fits 1968-later Sedan
7102	Gas Tank - fits up to 1974 Super Beetle
7103	Gas Tank - fits 1975-later Super Beetle

## Billet Fuel Tank Clamp Kit

Available in your choice of Clear or Black Anodized.

**MANUFACTURED BY FAST FAB.**



7181	Billet Fuel Tank Clamp Kit (Clear Anodized) <b>NEW!</b>
7182	Billet Fuel Tank Clamp Kit (Black Anodized) <b>NEW!</b>

## Replacement Gas Caps

Replacement Gas Caps are available in a wide variety of styles to fit your vehicle.



6069

111-201-551a

113-201-551a

211-201-551

6069	Gas Cap (Replacement for Aluminum Tanks)
111-201-551a	Gas Cap ('56-60 Bug)
113-201-551a	Gas Cap ('68-70)
211-201-551	Gas Cap (Bus to '67, also Early T-1 Brazil Tank)
343-201-551	Gas Cap (T-1 to '67, T-2 '68-72, Thing '73-74)
321-201-551g	Gas Cap ('71-on)
321-201-551h	Locking Gas Cap (Type-1 & Type-3, 8/'71-on)



343-201-551

321-201-551g

321-201-551h

## Fuel Tank Outlet Kit

Fits just about every VW fuel tank on the road.



3189	Fuel Tank Outlet Kit
------	----------------------

## 7mm High Flow Fuel Tank Outlet Kit w/Filter

Comes with a filter to keep crud out of your fuel lines.



3190	7mm High Flow Fuel Tank Outlet Kit w/Filter
------	---

## Fuel Tank Adapter

Connect your high-volume fuel system to a stock VW fuel tank. Each fitting comes with a coated Viton sealing o-ring for use with all standard or racing fuels. **\*Not recommended for use with nitromethane or alcohol fuels.**



3288	Fuel Outlet - #6 AN to VW
3289	Fuel Outlet - #8 AN to VW

## Fuel Line, Vacuum Line & Vent Hose

We can cut it to any length required. **Sold by the Foot**



2770	Cloth Braided Vacuum Line - 3mm
2771	Cloth Braided Fuel Line - 5mm, fits stock Solex Carbs
2772	Cloth Braided Fuel Line - 7mm, for use w/Fuel Injection
2773	Fuel Line - S.A.E. 30R6 (5 feet)
2774	Breather Vent Hose - 12mm, for use w/Smog Equipment

## See Through Fuel Filter



The clear plastic outer shell provides a visual check of your engines fuel system. Trap particles as small as 15 microns.

The fuel inlet/outlet is stepped to accommodate stock 4mm fuel line or 6.5mm high performance fuel line.

3184	See Through Fuel Filter
------	-------------------------

## Super Seal Base & Intake Gaskets

Thicker, heavier, and more durable to provide race-quality long life performance. Manufactured from Accopac 20 and chemically treated to withstand temperatures, fuel, and oil vapor. The additional thickness provides the "crush" to help seal intake manifolds and carburetors without excessive torque and bolt pressure.

**MADE IN THE  
USA!**

2700	Base Gasket - 36-40mm Dellorto DRLA and 40 Weber IDF
2701	Base Gasket - 48mm Weber IDA
2702	Base Gasket - 45-48mm Dellorto DRLA & 48mm IDF
2703	Base Gasket - fits 28mm Solex PICT
2704	Base Gasket - fits 34mm PICT Solex & 34mm Dellorto FRD
2705	Base Gasket - 40mm Weber DCOE
2706	Base Gasket - 45-48mm Weber DCOE
2707	Base Gasket - fits Dual 34mm Weber ICT Carbs
2709	Base Gasket - 44mm Weber IDF
2716	Air Filter Base Gasket - 36-48mm DRLA & IDF
2718	Base Gasket - fits 30mm Solex PICT
2719	Base Gasket - fits Dual 34mm Solex PICT
2738	Air Filter Base Gasket - fits Dellorto DHLA & Weber DCOE

2720	Intake Gasket - fits Dual Port Round Port
2721	Intake Gasket - fits Dual Port Oval Port & Street Eliminator
2722	Intake Gasket - Single Port (each)
2723	Intake Gasket - fits Street Eliminator
2724	Intake Gasket - fits 914, Type-2 1700 & 1800cc (1.7/1.8)
2725	Intake Gasket - fits 914, Type-2 2 liter
2726	Intake Gasket - fits Porsche 356 & 912
2737	Intake Gasket - Competition Eliminator
2787	Big Beef Intake Gasket - fits Dual Port Type-1 (each)
2788	Panchito 044™ Intake Gasket (each)





## Big Beef Manifolds

Designed specifically for our big flanged 044 Cylinder Heads, but can also be used on any standard round dual port design cylinder head.

Designed in the true Pro-Comp straight manifold fashion, this manifold truly is the only manifold that should be matched up to any head with massive high flowing intake ports. Accepts standard IDA series carburetors and CB throttle bodies.

**Custom Match Porting to any of our CYLINDER HEADS is also available.**

- |      |  |
|------|--|
| 3155 | Big Beef Manifolds - IDA (set of 2)                            |
| 3157 | Big Beef Manifolds - IDF, DRLA & CB Throttle Bodies (set of 2) |



**MADE IN THE USA!**

## Offset Manifolds

Works well with #3137 & #3143 CB Linkage Kits.

**MADE IN THE USA!**



- |      |   |
|------|---|
| 3168 | Type-1 Offset Manifolds - IDF & DRLA (set of 2) |
|------|---|

## Space Saver Manifolds

Use these manifolds to run Dual Weber IDA carbs under the deck! Includes 2 manifolds, 2 base gaskets, 2 intake gaskets, and a stud and nut kit. Requires a Billet Bell Crank Linkage.



**MADE IN THE USA!**

- |      |   |
|------|---|
| 3267 | Space Saver Manifolds - IDF & DRLA (set of 2) |
|------|---|

## Type-3 Manifolds

Looking for more power? Increased power, quick throttle response, and believe it or not, improved gas mileage can be the result of properly installed dual carbs.



**MADE IN THE USA!**

- |      |   |
|------|---|
| 3170 | Type-3 Manifolds - 36, 40, 44, & 45mm IDF & DRLA (set of 2) |
|------|---|

## Type-4 & 914 Manifolds

#3156 works with these CB Linkage Kits: #3129, #3133 and #3135.

#3161 works with CB #3131.



**MADE IN THE USA!**

- |      |  |
|------|--|
| 3156 | Type-4 & 914 Manifolds - IDF & DRLA (set of 2) |
| 3160 | 356 & 912 Manifolds - IDF & DRLA (set of 2)    |
| 3161 | Type-4 & 914 Manifolds - 48mm IDA (set of 2)   |

## Dual 34mm Weber ICT Manifolds

Increased power, quick throttle response, and believe it or not, improved gas mileage!

Hardware and Gaskets Included.




- |      |  |
|------|--|
| 3079 | Dual Port Type-1 & Type-2 Manifolds (set of 2)   |
| 3080 | Single Port Type-1 & Type-2 Manifolds (set of 2) |
| 3081 | Dual Port Type-3 Manifolds (set of 2)            |
| 3082 | Type-4 Manifolds (set of 2)                      |

## Competition Eliminator Manifolds



- |      |  |
|------|--|
| 3140 | Comp Eliminator Manifolds - IDF & DRLA (set of 2)                        |
| 3141 | Comp Eliminator Manifolds - IDA (set of 2)                               |
| 3142 | Comp Eliminator Manifolds - IDF & DRLA Machined for Injectors (set of 2) |

## Injected Manifolds



- |      |  |
|------|--|
| 7359 | Offset Manifolds - Machined for Injectors (set of 2)               |
| 7362 | High Flow Injection End Pieces - Machined for Injectors (set of 2) |
| 7366 | Big Beef Manifolds with Fuel Injector Ports (set of 2)             |
| 7367 | High Flow Injection End Pieces (set of 2)                          |



## PICT Center Section Manifold



- |      |   |
|------|---|
| 3151 | PICT Center Section Manifold with heat risers (fits 28, 30 & 34 PICT) |
|------|---|

## Low Profile Manifold



Smooths out the carburetor to intake valve shock wave to reduce "fuel stand off".

Get full range, smooth performance and a solid gain in top end performance. Fits '66 & later Upright Engines.

- |      |  |
|------|--|
| 3238 | Low Profile Manifold with heat risers - IDF & DRLA |
|------|--|



## Cross Bar Linkage Kits

CB's Offset Manifolds provide more working area around the carbs!



- |      |  |
|------|--|
| 3111 | w/Manifolds & Air Filters (Dual Port Type-3) IDF & DRLA (will not work w/48mm carbs) |
| 3125 | w/Manifolds & Air Filters (Dual Port Type-1 Offset) IDF & DRLA                       |
| 3127 | w/Manifolds (Street Eliminator, Offset) IDF & DRLA                                   |
| 3143 | w/Air Filters (fits Offset Manifolds) IDF & DRLA                                     |
| 3268 | w/Manifolds & Air Filters (Space Saver) IDF & DRLA                                   |

## Type-4 & 914 Kits

Can be used with most 40, 44, & 48 IDF Webers and intake manifolds. Also fits Dellorto DRLA's.



- |      |   |
|------|---|
| 3128 | Cross Bar Linkage Kit w/Manifolds & Air Filters (Type-4 & 914) IDF & DRLA |
| 3129 | Cross Bar Linkage Kit w/Air Filters (Type-4 & 914) IDF & DRLA             |

## Weber ICT Linkage Kits

Features top quality crossbar linkage and ball burnished aluminum intake manifolds.



- |      |  |
|------|--|
| 3083 | w/Manifolds & Air Filters (Dual Port) ICT        |
| 3084 | w/Manifolds & Air Filters (Single Port) ICT      |
| 3085 | w/Manifolds & Air Filters (Type-4 & 914) ICT     |
| 3086 | w/Manifolds & Air Filters (Dual Port Type-3) ICT |

## Single Carb Linkage Kits

Works with CB #3238 Low Profile Manifold with Heat Risers.



- |      |                                       |
|------|---------------------------------------|
| 3122 | Linkage Kits (Single Carb) IDF & DRLA |
|------|---------------------------------------|

## Cross Bar Linkage Kits



Sturdy cast aluminum throttle arms, hex cross bar and forged heim joints provide precise control when running Dual Carbs.

- |      |  |
|------|--|
| 3130 | Cross Bar Linkage Kit (fits Straight Manifolds) IDA        |
| 3131 | Cross Bar Linkage Kit (Type-4 & 914) IDA                   |
| 3132 | Cross Bar Linkage Kit (fits Straight Manifolds) IDF & DRLA |
| 3133 | Cross Bar Linkage Kit (Type-4 & 914) IDF & DRLA            |



Designed to replace Weber or Dellorto Carb Linkage being used on straight intake manifolds.

- |      |  |
|------|--|
| 3134 | Cross Bar Linkage Kit (fits Straight Manifolds w/large air filters) IDF & DRLA |
| 3135 | Cross Bar Linkage Kit (T-4 & 914 w/large air filters) IDF & DRLA               |
| 3137 | Cross Bar Linkage Kit (fits Offset Manifolds) IDF & DRLA                       |



## Cross Bar Linkage for Straight Manifolds

**MADE IN THE USA!**

Features the same one piece air filter/linkage bases as our award winning offset manifold/linkage kits!



6480	Cross Bar Linkage Kit (fits Straight Manifolds) IDF & DRLA
6481	Alum. A/F Base for Straight Manifolds, IDF & DRLA (right)
6482	Alum. A/F Base for Straight Manifolds, IDF & DRLA (left)
6485	Cross Bar Linkage Kit w/Air Filters (fits Straight Manifolds) IDF & DRLA

## Cross Bar Linkage Arms


**MADE IN THE USA!**



3144	Cross Bar Linkage Pack (crossbar not included)
3400	Linkage Arm - fits L/R side DRLA, IDF & FRD Type-1, 2 & 4
3403	Throttle Cable Arm - DRLA, IDF & FRD Type-1, 2 & 4


## Steel Hex Cross Bars

**MADE IN THE USA!**



3346	Steel Hex Bar - 18"
3351	Steel Hex Bar - 19"
3352	Steel Hex Bar - 20 1/8"
3275	Steel Hex Bar - 20 1/8" Space Saver
3356	Steel Hex Bar - 21 1/8"
3353	Steel Hex Bar - 21 3/4"
3354	Steel Hex Bar - 22 1/2"

## Billet Bell Crank Linkage



New & Improved! One kit is used with Weber ICT, IDF, IDA Kadron. Ideal for use with #3150 IDA Under the Deck Manifolds.

3120	Billet Bell Crank Linkage
------	---------------------------

## Linkage Accessories




3358	Single Linkage Arm
3406	Carb Shaft Lever, IDF DRLA, FRD - fits L/R Type-1, 2, 3, & 4
3360	Threaded Hex Shaft Bolt - Type-1, 2, 3 & 4 - 8mm (each)
3363	Locking Nut - 8mm
3364	Throttle Shaft Centering Spring - Type-1, 2, 3 & 4 (each)
3320	Complete Linkage Rod Kit - w/3 5/8" length rods
3321	Complete Linkage Rod Kits - w/5 7/8" length rods

## Threaded Linkage Rod & Accessories



3409	Linkage Adapter Kit - fits Stock 912/356 linkage
3390	Linkage Rod - 5 7/8" L/R threads - Dual FRD
3391	Linkage Rod - 3 5/8" L/R threads - Dual DRLA
3393	Round Rod - 1 1/8" RH threads - Type-3 FRD
3395	Heim Joint Extension - 1 1/8" Left Side IDF
3396	Heim Joint Extension - 2" L/R threads Type-3 and 4 FRD
3397	Linkage Rod Nut - RH threads (silver) 10/32 STD.
3398	Linkage Rod Nut - LH threads (gold) 10/32
3399	Shake Proof Heim Joint Mounting Nut


## Aluminum Throttle Base Plates



- |      |   |
|------|---|
| 3415 | Alum. Throttle Base Plate - IDF & DRLA Pro-Comp (right) |
| 3417 | Alum. Throttle Base Plate - IDF & DRLA Pro-Comp (left)  |

- |      |   |
|------|---|
| 3418 | Aluminum Throttle Base Plate - IDF & DRLA (right) |
| 3419 | Aluminum Throttle Base Plate - IDF & DRLA (left)  |

## Throttle Cable Accessories



- |      |                                       |
|------|---------------------------------------|
| 3153 | Uni-Link Cable End                    |
| 3322 | Barrel Clamp                          |
| 3347 | Heim Joint - Right Hand Thread - STD. |
| 3348 | Heim Joint - Left Hand Thread         |
| 6649 | Universal Cable Boot                  |

## Replacement Throttle Cable & Sheath

Brand new aircraft quality cable and sheath to fit CB's new Single Carb DRLA Kit.

Extra length cable can be used on everything VW from Vans to Dune Buggies. Cable can be shortened to fit your exact application.



- |      |   |
|------|---|
| 3357 | Throttle Cable and Sheath - Replacement |
|------|---|

## Nuts

12 point 8mm x 10mm Flange Nuts, heat-treated to Grade 8 and plated to inhibit rust.

Super Small on the outside to provide the clearance needed to install exhaust systems. It's the perfect way to bolt on those really big full-merged racing headers.



- |      |  |
|------|--|
| 3334 | 12 point 8mm x 10mm Flange Nuts - Grade 8 (each) |
| 3335 | 8 x 11 Nuts (each)                               |

**CHECK US OUT  
ONLINE AT  
[cbperformance.com](http://cbperformance.com)**

**And Follow us on Social Media:**  
[Facebook.com/CBperformance](https://www.facebook.com/CBperformance)  
[Instagram.com/cb\\_performance](https://www.instagram.com/cb_performance)  
[YouTube.com/CBperformance](https://www.youtube.com/CBperformance)