

VW Heater Channel

Plays an important role in keeping your engine alive. They create a smooth flow of air around the lower part of the cylinders, for added cooling. Can be used on all fresh air 40hp, 13, 15, & 1600cc upright engines.




3689 VW Heater Channel

Dual Port Aluminum Cylinder Covers



The light, strong design directs the flow of cooling air around the cylinders. A special lower protector plate helps keep push rod tubes in one place.



1996 Dual Port Aluminum Cylinder Covers (set of 2)

Dual Port Cylinder Covers

Can be used on all 1600 based dual port engines.

This is the clean way to move on up to dual port cylinder heads.



1988 Dual Port Cylinder Covers - Black (set of 2)

1993 Dual Port Cylinder Covers - Chrome (set of 2)

Single Port Cylinder Covers

Fits all 13, 15, & 1600cc based engines with single port heads. This is your solution to rusted and bent cylinder covers.



1986 Single Port Cylinder Covers - Black (set of 2)

1997 Single Port Cylinder Covers - Chrome (set of 2)

Off-Road Dual Port Cylinder Covers

Cleanly trimmed of any unnecessary mounting flanges.




1984 Off-Road Dual Port Cylinder Covers - Black (set of 2)

1991 Off-Road Dual Port Cylinder Covers - Chrome (set of 2)

Deflector Plates

Stock Factory Deflector Plates are used on all Type-1, 2 & 3 VW engines. They are installed on the bottom side of the cylinders to force the cooling airflow around and through the fins. Installation is a must on every engine job.



1999 Deflector Plates (8mm) fits 13, 15, & 1600cc (set of 2)

1998 Deflector Plates (10mm) fits 13, 15, & 1600cc (set of 2)

Super Tin

You can lower the cylinder head and barrel temperature of your VW engine with installation of the new Super Tin. The Super Tin wraps snugly around the bottom of the cylinder fins and deflects an even airflow over all areas. Standard heat deflectors often create "hot spots" that can result in burnt pistons and warped barrels. Super Tin fits all 1600cc based engines and is shipped in sets of 2 to fit one engine. **NOTE: Not for use when using deflector plates.**



1987 Super Tin - Black (set of 2)

1989 Super Tin - Chrome (set of 2)

36hp Fan Shrouds

The early 36 hp fan shroud has many advantages over the later 1600 fan shroud.

They have a cleaner, less bulky look and provide additional room for the installation and tuning of dual carburetors.

The shrouds have been redesigned for added air flow, and increased cooling, and they accept the wider Super Beetle blower fan.

36 hp style fans can be used on 1500, and 1600 based engines with generators or alternators.

Several different models in black or chrome are available to fit your application, including the new Dog House model without fresh air heater outlets.



2688	36hp Fan Shroud (Black) Fresh Air
2689	36hp Fan Shroud (Chrome) Fresh Air
2694	36hp Fan Shroud (Black)
2695	36hp Fan Shroud (Chrome)

36hp Dog House Fan Shrouds

The early 36 hp fan shroud has many advantages over the later 1600 fan shroud.

They have a cleaner, less bulky look and provide additional room for the installation and tuning of dual carburetors.

The shrouds have been redesigned for added air flow, and increased cooling, and they accept the wider Super Beetle blower fan.

36 hp style fans can be used on 15, & 16 based engines with generators or alternators.

Several different models in black or chrome are available to fit your application, including the new Dog House model without fresh air heater outlets.



2690	36hp Dog House Fan Shroud (Black) Fresh Air
2691	36hp Dog House Fan Shroud (Chrome) Fresh Air
2693	36hp Dog House Fan Shroud (Black)
2696	36hp Dog House Fan Shroud (Chrome)

Fan Shroud to Cylinder Cover Spacers

These Aluminum Spacers fill the gap usually found when using 36hp fan shrouds.



2685	Fan Shroud to Cylinder Cover Spacers
------	--------------------------------------

Fresh Air Block-Offs

If you have decided to bolt on a performance merged exhaust and scrap the heater boxes, these Fresh Air Block-Offs are an easy way to avoid having to change your fan shroud. They plug up the Fresh Air horns on your original fan shroud.



Sold in pairs.

2699	Fresh Air Block-Offs (one pair)
------	---------------------------------

6mm Engine Cover Screws

The special self-tapping design aids in re-running threads in aluminum cylinder heads, cases and steel cylinder covers. A heavy gauge washer is permanently fixed to each 6mm screw to aid in reducing engine vibrations and to help eliminate cracks in engine sheet metal. One set is required for each engine.



2156 6mm Engine Cover Screws (set of 12)

6mm Sheet Metal Screws

The special self-tapping design aids in re-running threads in aluminum cylinder heads, cases and steel cylinder covers. A heavy gauge washer is permanently fixed to each 6mm screw to aid in reducing engine vibrations and to help eliminate cracks in engine sheet metal. One set is required for each engine.



2136 6mm Sheet Metal Screws - Stainless Steel (set of 12)

Air Channel Kit

Hot air exiting the Dog House Oil Cooler is pushed out of the engine compartment through a port in the Bell Housing Cover. The two-piece air duct bolts to the front of the fan shroud. Available to fit European Style Dog House Shrouds.



Not compatible with Brazilian Low Profile Fan Shrouds.

2692 Air Channel Kit - Black (2 pieces)

2697 Air Channel Kit - Chrome (2 pieces)

Heater Hose

Replaces stock paper hoses and provides better airflow for increasing heater and defroster operation. Heater Hoses help give your engine a custom look, keep you warm, and are water and weather resistant. They are the perfect application for Baja Sedans, Bugs and VW Vans. They are flexible, and simplify the installation of high performance exhaust systems.



1982 German Heater Hose - 42" Black (one hose)

1985 Heater Hose - 36" Aluminum (one hose)

Hose Clamps & Couplers

Manufactured from stainless steel to provide good looks and trouble free service.

Features easy installation with hex socket or Screw-driver. Stainless steel clamps are not affected by hot fuels or engine oils and will not rust or corrode.



3807 Heater Hose - 2 1/4" Fresh Air Hose Clamp

3808 Hose Clamps - Fresh Air - 2"

3803 Heater Box to Heater Hose Coupler Clamp (each)

Dash Vent & Defrost Hoses

Replace the cracked or missing hose under your hood and get those fresh air vents working with this heavy duty Dash Vent Hose. 32mm x 580mm Fits Type-1 '66-79

Original German replacement defroster hose to keep your windows clear on those frosty mornings. 26mm ID x 900mm Long Fits Type-1 '63-79, Type-2 '63-71 & Ghia '63-72



1980 Dash Vent Hose (32 x 580mm)

1983 Defrost Hose (26 x 900mm)

Total Cal-Look Model



Without fresh air vents or near riser cut-outs. The total Cal-Look normally includes dual carbs and heater box replacement pipes. Dual Quiet Pak Mufflers are used for street driving with a quick change over to a Megaphone for drag and competition events.

1957	Total Cal-Look Model - Black
1957c	Total Cal-Look Model - Chrome)

Fresh Air Cal-Look Model



Has outlets for heater hoses but does not have cut-outs for heat risers. This model is used for dual carb fresh air motors and is the most popular style for all weather driving.

1959	Fresh Air Cal-Look Model - Black
1959c	Fresh Air Cal-Look Model - Chrome

Standard Fresh Air Model



Has cut-outs for heat risers.

Does not have warm air inlet for carburetor.

1960	Standard Fresh Air Model - Black
1960c	Standard Fresh Air Model - Chrome

Cal-Look Model



Without fresh air inlets, but has heat riser cut outs. This model is most often used with a single carb running full heat risers for better cold weather driving. Most center section manifolds require the use of heat riser tubes as added support. The cut outs provide easy assembly of all heat riser tubes.

1961	Cal-Look Model - Black
1961c	Cal-Look Model - Chrome

Engine Breast Plate

Fits snugly to the rear of the engine to provide a seal to help keep road grime, off-road trash and engine heat under the car.



Used to change over late model sheet metal with warm air pick-up in breast plate for cleaner more efficient Cal-Look Sheet Metal.

1962	Engine Breast Plate - Black
1962c	Engine Breast Plate - Chrome

Dog House Bell Housing Cover



**SPANS THE FRONT
FLYWHEEL-END
OF THE ENGINE.**

Aids in sealing the engine compartment from road dust. Hot air exiting the Dog House Oil Cooler is pushed out of the engine compartment through a port in the Bell Housing Cover. The two-piece air duct bolts to the front of the fan shroud.

2686	Dog House Bell Housing Cover - Black
2687	Dog House Bell Housing Cover - Chrome

Chrome Plate Alt/Gen Backing Plate

Custom polished and chrome plated. Can be used with all 12 Volt Generators and Alternators.



2157 Chrome Plated Generator/Alternator Backing Plate

12 Volt Sheet Metal

This 3 piece 12 volt Sheet Metal Kit allows you to freshen up the looks in your engine compartment, for a great price!




2158 12 Volt Sheet Metal (3 pieces)

Turbo Fan Cover Backing Plate

Looks like it's going 200 miles an hour parked at the curb. It fits over the stock fan cover to clean up your engine. Can be used on all 12 volt Generators or Alternators.

It's a great dress up goodie manufactured in True Turbo Style.



2175 Turbo Fan Cover Backing Plate

Turbo Fan Mount Backing Plate

Eliminates stock fan sheet metal to brighten up your engine compartment. Not just a "cover" but a stronger than stock replacement fan mount with deep aluminum fins. Can be used on all 12-volt upright engines.



2177 Turbo Fan Mount Backing Plate

Cylinder Cover Heat Deflectors (set of 2)

Cylinder Cover Heat Deflectors are shipped in sets of 2.

They provide a smooth flow of air around the rear of number 2 and number 4 cylinders for better cooling and push the heated air downward and away from the engine. Engines running without heat deflectors will often overheat the rear cylinders.



1994 Cylinder Cover Heat Deflectors (set of 2)

CB Billet Dip Sticks

Our billet 6061 CNC engraved dip stick adds style and functionality to your engine compartment.

Get one today and keep your oil in check!

2178	CB Billet Dip Stick (Clear Anodized)
2184	CB Billet Dip Stick (Blue Anodized)
2185	CB Billet Dip Stick (Red Anodized)
2186	CB Billet Dip Stick (Black Anodized)



Replacement Dip Sticks




Standard Length Dip Sticks are available in chrome or Black . Use the extra long model in Baja Bugs and Dune Buggies to keep from burning your arm on the high rise exhaust pipes.

Order yours now to help keep your oil in check.

2176	Standard Length Dip Stick (Chrome)
2179	Extra Long Chrome Dip Stick
2190	Standard Length Dip Stick (Black Anodized)

S/S Firewalls



Dress up your engine compartment! Install a stainless steel firewall cover for safety and show car looks. Choose from plain or louvered models that slip right in for a total custom look.

5991	Stainless Steel Firewall - Polished (3 pieces)
5992	Stainless Steel Firewall - Polished with Louvers (3 pieces)

Oil Filler & Draft Tube

Here are some final touches to finish a show-winning engine.



1952c	Oil Filler & Draft Tube - Chrome Plated
-------	---

Chrome Plated Oil Cap

Add a little BLING to your engine compartment.



1777	Chrome Plated Oil Cap
------	-----------------------