



DUAL WEIGHT CHROMOLY FLYWHEEL

CB PERFORMANCE
HIGH PERFORMANCE
RACING PRODUCTS

INSTALLATION INSTRUCTIONS




Remove mounting bolts on one weight ring.




Mark 1st weight ring and flywheel for re-assembly.




Remove 2nd weight ring.



Mark 2nd weight ring and Flywheel for re-assembly.



Clean threads on mounting bolts and flywheel with Carb Cleaner or Brake-Clean.



Apply red loctite to all eight mounting bolt threads, and torque to 30 ft-lbs.